USER MANUAL

OLIGHT

IN THE BOX

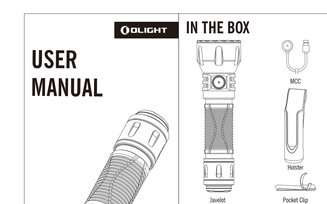

** Above data are tested per ANSI/PLATO FL-1-2019 (standard in Olight's data for reference.*

Table 1:
Flashlight

COOL WHITE	CCT: 5700-6700K	CRI:70
TURBO	1,350 lumens / 1.5hr	150m
HIGH	650 lumens / 1.5hr	120m
MEDIUM	130 lumens / 30hr	70m
LOW	7.5 lumens / 72 days	30m
MOONLIGHT	0.1 lumens / 72 days	1m

Table 2:
USB Magnetic Charging Cable

Cable length	0.5m
Input	USB Type A DC 5V 2A
Output	CC&CV 4.2V 2.0A
Time to fully charge	About 4.5 hours

Remove the insulating film

Figure 1

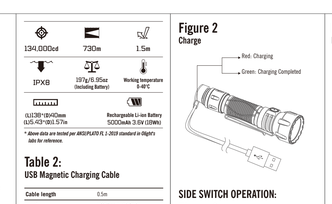

Figure 2
Charge

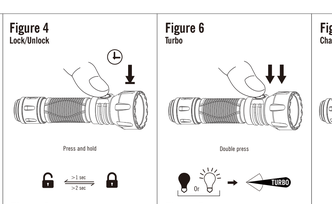

Figure 4
Lock/Unlock

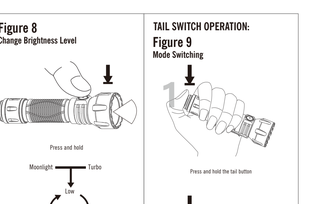

Figure 5
Moonlight



Figure 6
Turbo



Figure 8
Change Brightness Level



Figure 9
Mode Switching



Figure 3

TAIL SWITCH OPERATION:
Figure 9
Mode Switching

SIDE SWITCH OPERATION:
Figure 3
ON/OFF

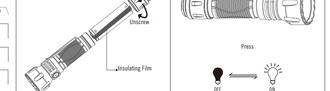

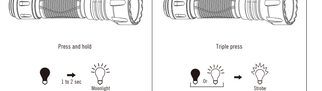





Figure 10
Press lightly for Low Mode

Figure 11
Press lightly and hold for momentary on (Low)

Figure 12
Press firmly for Turbo Mode

Figure 13
Press firmly and hold for momentary on (Turbo)

Figure 14
Change from Low to Turbo

Figure 15
Press lightly and hold for momentary on (Medium)

Figure 16
Press firmly and hold for momentary on (Strobe)

Figure 17
Battery level indicator

Figure 18

Figure 19

Figure 20

Figure 21

Figure 22

Figure 23

Figure 24

Figure 25

Figure 26

Figure 27

Figure 28

Figure 29

Figure 30

Figure