USER MANUAL

OLIGHT

IN THE BOX

Table 2

Wireless Charger

Main Body	Plastics
Dimensions	63*32*98 mm / 2.50*1.25*3.86 in
Weight	142 g / 5.01 oz
Battery Capacity	5000 mAh 3.6 V (18 Wh)
Rated Capacity	3500 mAh 3.6 V (12.6 Wh)
Type-C Input	5 V 2.4 3000; Input power will be adaptive
Type-C Output	5 V 2.4 A (MAX)
Charger to Flashlight Output	4.2 V 1.4
Time to Charge Perun 3 Mini	1 h

USB-C Charging Cable

Charge Type	USB-C
Cable length	20 cm / 7.87 in

Input	5 V / 2 A
Time to Charge the Wireless Charger	2.5 h (Requiring a 5V 2A 12W power source. The power source capacity is positively related to the charging time will be longer)

Table 1

Flashlight Specifications

WHITE, MAX 1W/LED	RED: 2 X MAX 0.7W/LED		
NEUTRAL WHITE: CCT 5700~6700K CRI:70			
NEUTRAL WHITE CCT 4000~5000K CRI:70			
TURBO	1200 lm	2h 30 min	
HIGH	500 lm	5h 30 min	
MEDIUM	150 lm	16 h	
LOW	30 lm	30 h	
MOONLIGHT	1 lm	15 days	
RED LIGHT			
HIGH	0.7 lm	230 min	
LOW	0.3 lm	240 min	

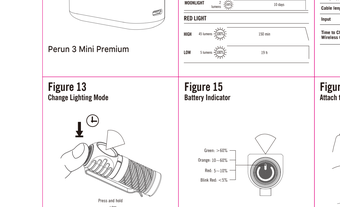

Figure 1
Product Overview

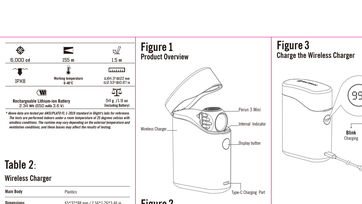

Figure 2
Remove the insulating film before use

Figure 3
Charge the Wireless Charger



Figure 4
Charge the Flashlight with the Charger

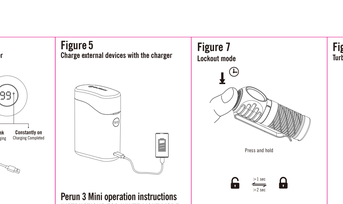

Figure 5
Charge external devices with the charger

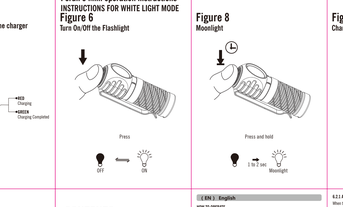

Figure 6
Turn On/Off the Flashlight

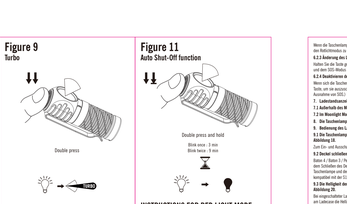

Figure 8
Lockout mode

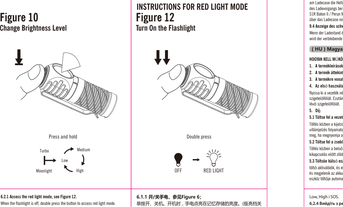

Figure 9
Turbo



Figure 10
Change Brightness Level

Figure 11
Auto Shut-Off function



Figure 12
Turn On the Flashlight

INSTRUCTIONS FOR RED LIGHT MODE

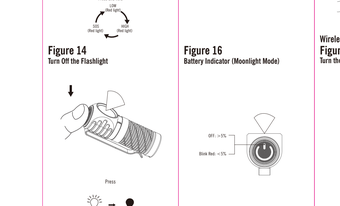

Figure 13
Change Lighting Mode


Green : 100%
Orange : 10 ~ 60%
Red : 5 ~ 10%
Blink Red : <5%
Flashing Red
Flashing Green
Flashing Orange
Flashing Red
Flashing Green
Flashing Orange
Flashing Red
Flashing Green
Flashing Orange